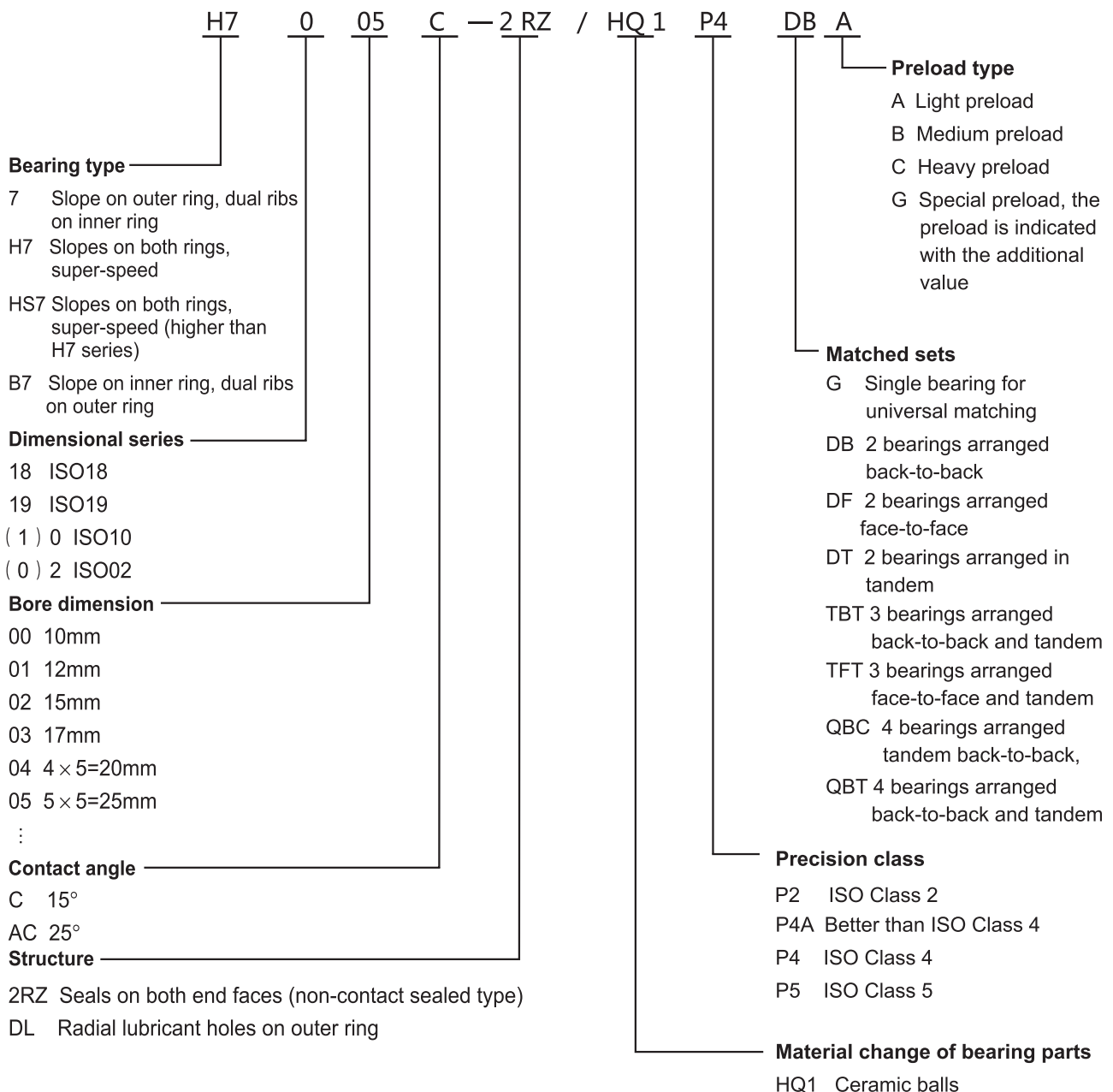


### 12 Bearing dimensions and technical parameters

#### Designation of angular contact ball bearings



## High-speed sealed angular contact ball bearings (ceramic balls)

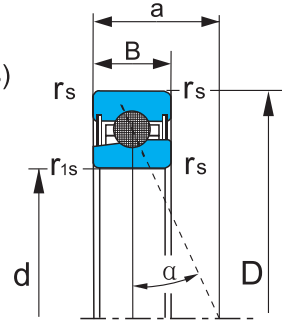
High-speed sealed angular contact ball bearings (ceramic balls)

B70 C-2RZ/HQ1

Contact angle  $\alpha = 15^\circ$

B70 AC-2RZ/HQ1

Contact angle  $\alpha = 25^\circ$

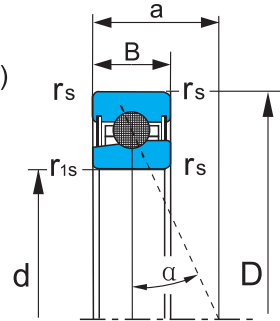


Bearing designations ZYS	Boundary dimensions						Load rating		Limiting speed	Weight
	d	D	B	r <sub>smin</sub>	r <sub>1smin</sub>	a	C <sub>r</sub>	C <sub>or</sub>	Greas	Kg
	mm						≈	KN		r/min
B7000 C-2RZ/HQ1-P4-DBA	10	26	8	0.30	0.15	6	2.2	1.2	90000	0.02
B7000 AC-2RZ/HQ1-P4-DBA	10	26	8	0.30	0.15	8	2.1	1.2	75000	0.02
B7001 C-2RZ/HQ1-P4-DBA	12	28	8	0.30	0.15	7	2.2	1.3	80000	0.02
B7001 AC-2RZ/HQ1-P4-DBA	12	28	8	0.30	0.15	9	2.0	1.2	70000	0.02
B7002 C-2RZ/HQ1-P4-DBA	15	32	9	0.30	0.15	8	3.6	2.3	70000	0.03
B7002 AC-2RZ/HQ1-P4-DBA	15	32	9	0.30	0.15	10	3.5	2.2	60000	0.03
B7003 C-2RZ/HQ1-P4-DBA	17	35	10	0.30	0.15	8	3.8	2.5	63000	0.04
B7003 AC-2RZ/HQ1-P4-DBA	17	35	10	0.30	0.15	11	3.6	2.3	53000	0.04
B7004 C-2RZ/HQ1-P4-DBA	20	42	12	0.60	0.15	10	6.1	4.3	53000	0.08
B7004 AC-2RZ/HQ1-P4-DBA	20	42	12	0.60	0.15	13	5.8	4.1	45000	0.08
B7005 C-2RZ/HQ1-P4-DBA	25	47	12	0.60	0.15	11	6.2	4.6	45000	0.09
B7005 AC-2RZ/HQ1-P4-DBA	25	47	12	0.60	0.15	14	5.8	4.4	38000	0.09
B7006 C-2RZ/HQ1-P4-DBA	30	55	13	1.00	0.30	12	8.6	6.6	38000	0.13
B7006 AC-2RZ/HQ1-P4-DBA	30	55	13	1.00	0.30	16	8.1	6.3	32000	0.13
B7007 C-2RZ/HQ1-P4-DBA	35	62	14	1.00	0.30	13	9.2	7.8	34000	0.18
B7007 AC-2RZ/HQ1-P4-DBA	35	62	14	1.00	0.30	18	8.7	7.4	28000	0.18
B7008 C-2RZ/HQ1-P4-DBA	40	68	15	1.00	0.30	15	9.8	8.9	30000	0.20
B7008 AC-2RZ/HQ1-P4-DBA	40	68	15	1.00	0.30	20	9.3	8.4	26000	0.20
B7009 C-2RZ/HQ1-P4-DBA	45	75	16	1.00	0.30	16	12.5	11.4	26000	0.26
B7009 AC-2RZ/HQ1-P4-DBA	45	75	16	1.00	0.30	22	11.8	10.7	24000	0.26
B7010 C-2RZ/HQ1-P4-DBA	50	80	16	1.00	0.30	17	12.9	12.4	24000	0.28
B7010 AC-2RZ/HQ1-P4-DBA	50	80	16	1.00	0.30	23	12.2	11.7	22000	0.28
B7011 C-2RZ/HQ1-P4-DBA	55	90	18	1.10	0.60	19	18.6	17.8	22000	0.41
B7011 AC-2RZ/HQ1-P4-DBA	55	90	18	1.10	0.60	26	17.5	16.8	19000	0.41
B7012 C-2RZ/HQ1-P4-DBA	60	95	18	1.10	0.60	19	19.3	19.3	20000	0.43
B7012 AC-2RZ/HQ1-P4-DBA	60	95	18	1.10	0.60	27	18.2	18.2	18000	0.43
B7013 C-2RZ/HQ1-P4-DBA	65	100	18	1.10	0.60	20	19.9	20.8	20000	0.46
B7013 AC-2RZ/HQ1-P4-DBA	65	100	18	1.10	0.60	28	18.8	19.7	17000	0.46



## ZYS® | PRECISION ROLLING BEARINGS

High-speed sealed angular contact ball bearings (ceramic balls)  
 B70 C-2RZ/HQ1  
 Contact angle  $\alpha = 15^\circ$   
 B70 AC-2RZ/HQ1  
 Contact angle  $\alpha = 25^\circ$



Bearing designations ZYS	Boundary dimensions						Load rating		Limiting speed	Weight
	d	D	B	r <sub>smin</sub>	r <sub>1smin</sub>	a	C <sub>r</sub>	C <sub>or</sub>	Greas	Kg
	mm						≈	KN		r/min
B7014 C-2RZ/HQ1-P4-DBA	70	110	20	1.10	0.60	22	25.9	26.7	18000	0.64
B7014 AC-2RZ/HQ1-P4-DBA	70	110	20	1.10	0.60	31	24.4	25.2	15000	0.64
B7015 C-2RZ/HQ1-P4-DBA	75	115	20	1.10	0.60	23	26.2	27.8	17000	0.67
B7015 AC-2RZ/HQ1-P4-DBA	75	115	20	1.10	0.60	32	24.7	26.3	15000	0.67
B7016 C-2RZ/HQ1-P4-DBA	80	125	22	1.10	0.60	25	31.2	33.5	16000	0.90
B7016 AC-2RZ/HQ1-P4-DBA	80	125	22	1.10	0.60	35	29.5	31.7	13000	0.90
B7017 C-2RZ/HQ1-P4-DBA	85	130	22	1.10	0.60	25	31.6	34.9	15000	0.94
B7017 AC-2RZ/HQ1-P4-DBA	85	130	22	1.10	0.60	36	29.9	32.9	13000	0.94
B7018 C-2RZ/HQ1-P4-DBA	90	140	24	1.50	0.60	27	37.1	41.4	14000	1.24
B7018 AC-2RZ/HQ1-P4-DBA	90	140	24	1.50	0.60	39	35.1	39.1	12000	1.24
B7019 C-2RZ/HQ1-P4-DBA	95	145	24	1.50	0.60	28	37.6	43.0	13000	1.26
B7019 AC-2RZ/HQ1-P4-DBA	95	145	24	1.50	0.60	40	35.5	40.6	11000	1.26
B7020 C-2RZ/HQ1-P4-DBA	100	150	24	1.50	0.60	29	38.1	44.6	12000	1.34
B7020 AC-2RZ/HQ1-P4-DBA	100	150	24	1.50	0.60	41	36.0	42.1	11000	1.34
B7021 C-2RZ/HQ1-P4-DBA	105	160	26	2.00	1.00	31	49.1	56.3	12000	1.66
B7021 AC-2RZ/HQ1-P4-DBA	105	160	26	2.00	1.00	44	46.4	53.2	10000	1.66
B7022 C-2RZ/HQ1-P4-DBA	110	170	28	2.00	1.00	33	49.7	58.5	11000	2.16
B7022 AC-2RZ/HQ1-P4-DBA	110	170	28	2.00	1.00	47	46.9	55.3	9000	2.16
B7024 C-2RZ/HQ1-P4-DBA	120	180	28	2.00	1.00	34	51.0	62.8	10000	2.21
B7024 AC-2RZ/HQ1-P4-DBA	120	180	28	2.00	1.00	49	48.2	58.5	8500	2.21
B7026 C-2RZ/HQ1-P4-DBA	130	200	33	2.00	1.00	39	65.4	81.5	9000	3.52
B7026 AC-2RZ/HQ1-P4-DBA	130	200	33	2.00	1.00	55	61.0	77.0	7500	3.52
B7028 C-2RZ/HQ1-P4-DBA	140	210	33	2.00	1.00	40	67.1	87.0	7500	3.73
B7028 AC-2RZ/HQ1-P4-DBA	140	210	33	2.00	1.00	57	63.4	82.2	7000	3.73
B7030 C-2RZ/HQ1-P4-DBA	150	225	35	2.10	2.10	43	82.4	106.5	6700	4.46
B7030 AC-2RZ/HQ1-P4-DBA	150	225	35	2.10	2.10	61	77.8	100.6	6300	4.46
B7032 C-2RZ/HQ1-P4-DBA	160	240	38	2.10	1.10	46	84.3	113.4	6300	5.64
B7032 AC-2RZ/HQ1-P4-DBA	160	240	38	2.10	1.10	66	79.6	107.2	5600	5.64



## High-speed spindle bearings

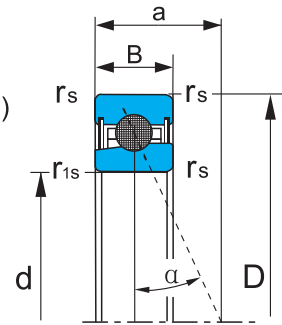
High-speed sealed angular contact ball bearings (ceramic balls)

B70 C-2RZ/HQ1

Contact angle  $\alpha = 15^\circ$

B70 AC-2RZ/HQ1

Contact angle  $\alpha = 25^\circ$



Bearing designations ZYS	Boundary dimensions						Load rating		Limiting speed	Weight
	d	D	B	r <sub>smin</sub>	r <sub>1smin</sub>	a	C <sub>r</sub>	C <sub>or</sub>	Greas r/min	Kg ≈
	mm						≈	KN		
B7034 C-2RZ/HQ1-P4-DBA	170	260	42	2.10	1.10	50	102.7	139.6	6000	7.95
B7034 AC-2RZ/HQ1-P4-DBA	170	260	42	2.10	1.10	71	97.0	131.9	5300	7.95
B7036 C-2RZ/HQ1-P4-DBA	180	280	46	2.10	1.10	54	104.8	148.3	5300	10.20
B7036 AC-2RZ/HQ1-P4-DBA	180	280	46	2.10	1.10	77	99.0	140.1	4800	10.20
B7038 C-2RZ/HQ1-P4-DBA	190	290	46	2.10	1.10	55	123.7	173.9	5000	10.36
B7038 AC-2RZ/HQ1-P4-DBA	190	290	46	2.10	1.10	79	116.9	164.3	4500	10.36
B7040 C-2RZ/HQ1-P4-DBA	200	310	51	2.10	1.10	60	126.4	184.4	4500	13.81
B7040 AC-2RZ/HQ1-P4-DBA	200	310	51	2.10	1.10	85	119.4	174.2	4300	13.81
B7044 C-2RZ/HQ1-P4-DBA	220	340	56	3.00	1.10	66	147.7	219.5	4300	18.16
B7044 AC-2RZ/HQ1-P4-DBA	220	340	56	3.00	1.10	93	139.5	207.4	4000	18.16

