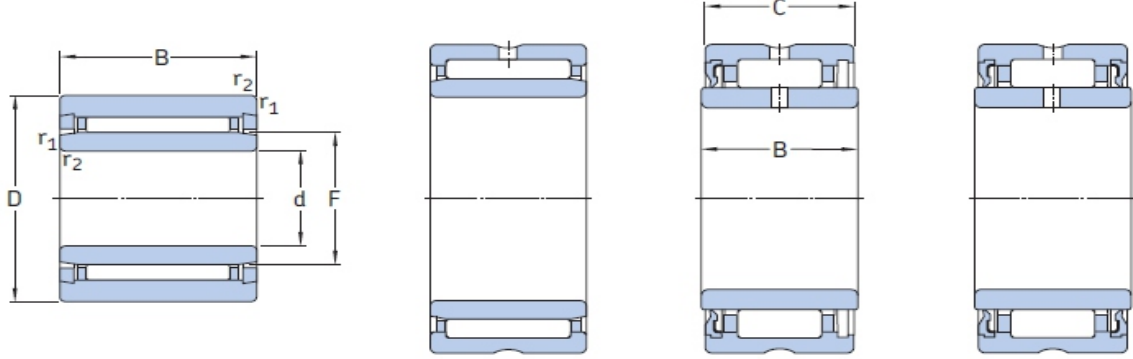


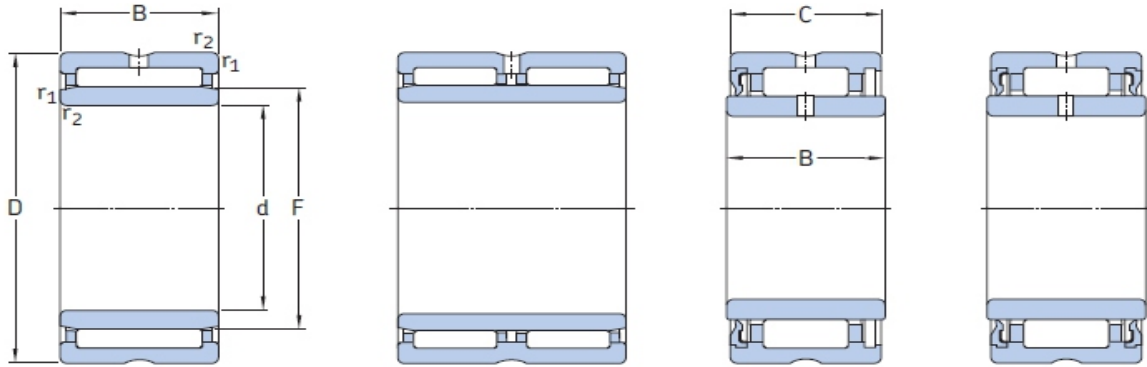
NKI SERIES



NAME OF PRODUKT	D	B	C	C	C ₀	P _U
NKI 5/12 TN	15	12	/	3.8	4.25	0.465
NKI 5/16 TN	15	16	/	5.01	5.85	0.67
NKI 6/12 TN	16	12	/	4.4	5.2	0.57
NKI 6/16 TN	16	16	/	5.72	7.2	0.815
NKI 7/12 TN	17	12	/	4.57	5.7	0.63
NKI 7/16 TN	17	16	/	5.94	8	0.9
NKI 9/12	19	12	/	6.71	8.15	0.965
NKI 9/16	19	16	/	9.13	12	1.43
NKI 10/16	22	16	/	10.2	12.5	1.5
NKI 10/20	22	20	/	12.8	16.6	2
NKI 12/16	24	16	/	11.7	15.3	1.8
NKI 12/20	24	20	/	14.5	20	2.4
NKI 15/16	27	16	/	13.4	19	2.28
NKI 15/20	27	20	/	16.5	25.5	3.05
NKI 17/16	29	16	/	13.8	20.4	2.45
NKI 17/20	29	20	/	17.2	27	3.35

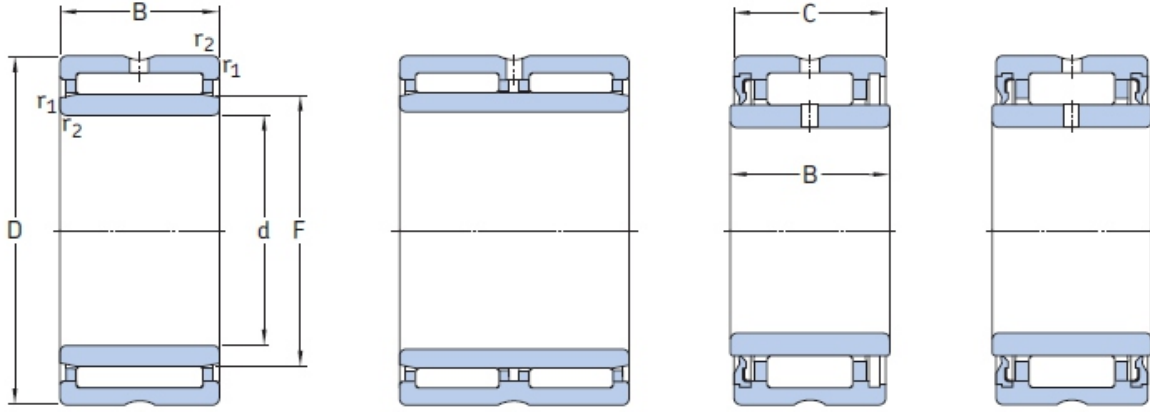


NKI SERIES



NAME OF PROUDUCT	D	B	C	C	C ₀	P _U
NKI 20/16	32	16	/	15.4	24.5	2.9
NKI 20/20	32	20	/	19	32.5	4
NKI 22/16	34	16	/	15.7	26	3.1
NKI 22/20	34	20	/	19.4	34.5	4.25
NKI 25/20 TN	38	20	/	24.6	42.5	5.2
NKI 25/30	38	30	/	31.9	60	7.5
NKI 28/20 TN	42	20	/	26.4	48	6
NKI 28/30	42	30	/	34.1	65.5	8.3
NKI 30/20 TN	45	20	/	27.5	52	6.55
NKI 30/30 TN	42	30	/	34.1	85	10.6
NKI 32/20	47	20	/	25.1	46.5	5.85
NKI 32/30	47	30	/	36.9	76.5	9.5

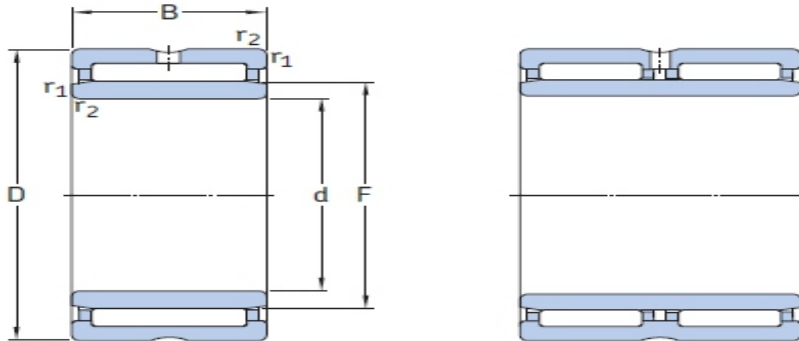
NKI SERIES



NAME OF PROUDUCT	D	B	C	C	C ₀	P _U
NKI 35/20 TN	50	20	/	29.7	60	7.5
NKI 35/30	50	30	/	38	83	10.4
NKI 38/20	53	20	/	27.5	55	6.8
NKI 38/30	53	30	/	40.2	90	11.2
NKI 40/20 TN	55	20	/	31.4	65.5	8.3
NKI 40/30 TN	55	30	/	45.7	108	13.7
NKI 42/20	57	20	/	29.2	61	7.65
NKI 42/30	57	30	/	41.8	98	12.5
NKI 45/25 TN	62	25	/	42.9	91.5	11.2
NKI 45/35 TN	62	35	/	58.3	137	17
NKI 50/25	68	25	/	40.2	88	10.8
NKI 50/35	68	35	/	52.3	122	15.3

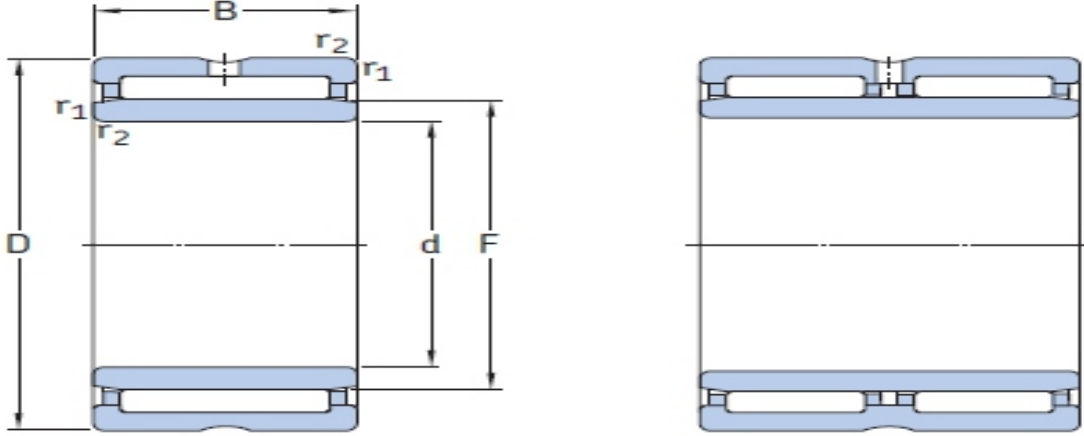


NKI SERIES



NAME OF PROODUCT	D	B	C	C	C ₀	P _U
NKI 55/25 TN	72	25	46.8	/	110	13.4
NKI 55/35	72	35	55	/	134	17
NKI 60/25	82	25	44	/	95	11.8
NKI 60/35	82	35	60.5	/	146	18.3
NKI 65/25	90	25	52.8	/	106	13.2
NKI 65/35	90	35	73.7	/	163	20.4
NKI 70/25	95	25	56.1	/	127	15.6
NKI 70/35	95	35	76.5	/	190	24
NKI 75/25	105	25	69.3	/	132	16.6
NKI 75/35	105	35	96.8	/	200	26
NKI 80/25	110	25	72.1	/	140	18
NKI 80/35	110	35	101	/	216	28
NKI 85/26	115	26	73.7	/	146	18.6
NKI 85/36	115	36	105	/	232	30

NKI SERIES



NAME OF PROUDUCT	D	B	C	C	C ₀	P _u
NKI 90/26	120	26	76.5	/	156	19.6
NKI 90/36	120	36	108	/	250	31
NKI 95/26	125	26	78.1	/	166	20.4
NKI 95/36	125	36	112	/	265	32.5
NKI 100/30	130	30	96.8	/	220	27
NKI 100/40	130	40	123	/	305	37.5

