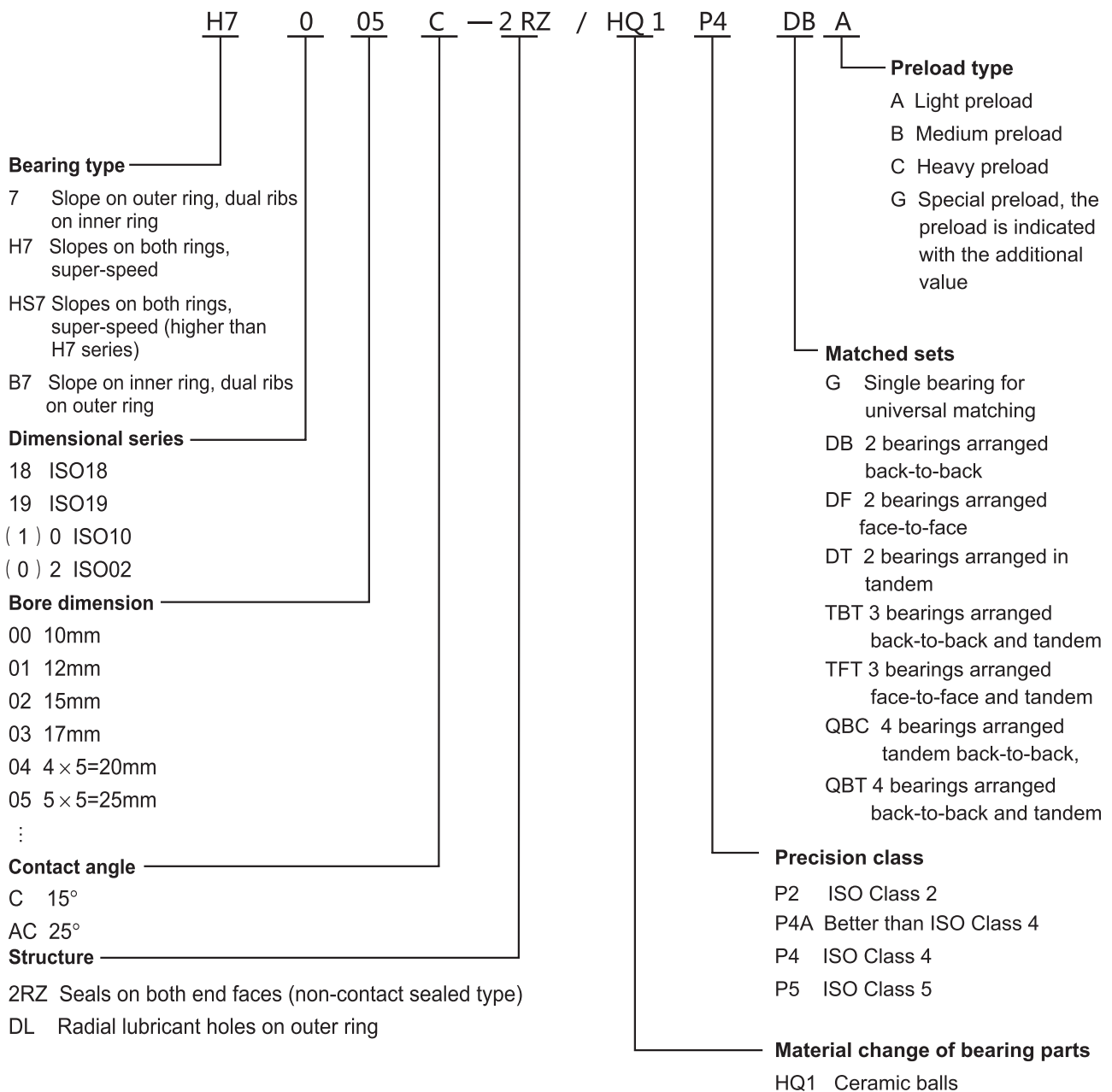


Designation of angular contact ball bearings

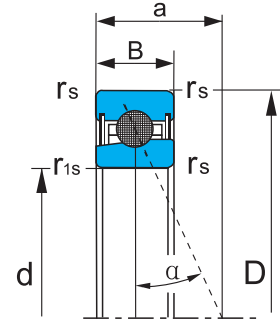
12 Bearing dimensions and technical parameters

Designation of angular contact ball bearings



ZYS® | PRECISION ROLLING BEARINGS

High-speed sealed angular contact ball bearings (ceramic balls)
 B719 C-2RZ/HQ1
 Contact angle $\alpha = 15^\circ$
 B719 AC-2RZ/HQ1
 Contact angle $\alpha = 25^\circ$



Bearing designations ZYS	Boundary dimensions						Load rating		Limiting speed	Weight
	d	D	B	r _{smin}	r _{1smin}	a	C _r	C _{or}	Greas	Kg
	mm					≈	KN		r/min	≈
B71900 C-2RZ/HQ1-P4-DBA	10	22	6	0.30	0.10	5	1.9	1.0	100000	0.01
B71900 AC-2RZ/HQ1-P4-DBA	10	22	6	0.30	0.10	7	1.8	1.0	85000	0.01
B71901 C-2RZ/HQ1-P4-DBA	12	24	6	0.30	0.10	5	2.0	1.1	90000	0.01
B71901 AC-2RZ/HQ1-P4-DBA	12	24	6	0.30	0.10	7	1.9	1.1	75000	0.01
B71902 C-2RZ/HQ1-P4-DBA	15	28	7	0.30	0.10	6	2.2	1.4	75000	0.02
B71902 AC-2RZ/HQ1-P4-DBA	15	28	7	0.30	0.10	9	2.1	1.3	63000	0.02
B71903 C-2RZ/HQ1-P4-DBA	17	30	7	0.30	0.10	7	2.3	1.5	70000	0.02
B71903 AC-2RZ/HQ1-P4-DBA	17	30	7	0.30	0.10	9	2.2	1.4	60000	0.02
B71904 C-2RZ/HQ1-P4-DBA	20	37	9	0.30	0.10	8	3.9	2.7	56000	0.04
B71904 AC-2RZ/HQ1-P4-DBA	20	37	9	0.30	0.10	11	3.7	2.5	48000	0.04
B71905 C-2RZ/HQ1-P4-DBA	25	42	9	0.30	0.15	9	4.2	3.2	48000	0.05
B71905 AC-2RZ/HQ1-P4-DBA	25	42	9	0.30	0.15	12	3.9	3.0	40000	0.05
B71906 C-2RZ/HQ1-P4-DBA	30	47	9	0.30	0.15	10	6.3	4.9	43000	0.05
B71906 AC-2RZ/HQ1-P4-DBA	30	47	9	0.30	0.15	13	6.0	4.6	36000	0.05
B71907 C-2RZ/HQ1-P4-DBA	35	55	10	0.60	0.15	11	6.9	6.0	36000	0.08
B71907 AC-2RZ/HQ1-P4-DBA	35	55	10	0.60	0.15	15	6.5	5.6	30000	0.08
B71908 C-2RZ/HQ1-P4-DBA	40	62	12	0.60	0.15	13	7.2	6.8	32000	0.12
B71908 AC-2RZ/HQ1-P4-DBA	40	62	12	0.60	0.15	18	6.8	6.4	28000	0.12
B71909 C-2RZ/HQ1-P4-DBA	45	68	12	0.60	0.15	14	10.0	9.3	28000	0.14
B71909 AC-2RZ/HQ1-P4-DBA	45	68	12	0.60	0.15	19	9.4	8.8	24000	0.14
B71910 C-2RZ/HQ1-P4-DBA	50	72	12	0.60	0.15	14	10.3	10.1	26000	0.14
B71910 AC-2RZ/HQ1-P4-DBA	50	72	12	0.60	0.15	20	9.7	9.5	22000	0.14
B71911 C-2RZ/HQ1-P4-DBA	55	80	13	1.00	0.30	16	13.2	12.9	24000	0.19
B71911 AC-2RZ/HQ1-P4-DBA	55	80	13	1.00	0.30	22	12.4	12.2	20000	0.19
B71912 C-2RZ/HQ1-P4-DBA	60	85	13	1.00	0.30	16	13.6	13.9	22000	0.20
B71912 AC-2RZ/HQ1-P4-DBA	60	85	13	1.00	0.30	23	12.8	13.2	19000	0.20
B71913 C-2RZ/HQ1-P4-DBA	65	90	13	1.00	0.30	17	14.0	15.0	20000	0.21
B71913 AC-2RZ/HQ1-P4-DBA	65	90	13	1.00	0.30	25	13.2	14.1	18000	0.21



High-speed sealed angular contact ball bearings (ceramic balls)

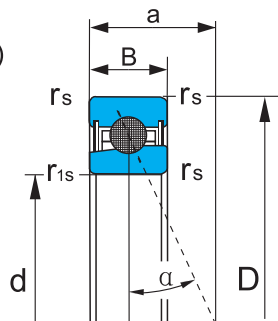
High-speed sealed angular contact ball bearings (ceramic balls)

B719 C-2RZ/HQ1

Contact angle $\alpha = 15^\circ$

B719 AC-2RZ/HQ1

Contact angle $\alpha = 25^\circ$



Bearing designations ZYS	Boundary dimensions						Load rating		Limiting speed	Weight
	d	D	B	r _{smin}	r _{lsmin}	a	C _r	C _{or}	Greas	Kg
	mm						≈	KN		r/min
B71914 C-2RZ/HQ1-P4-DBA	70	100	16	1.00	0.30	19	18.3	19.9	19000	0.36
B71914 AC-2RZ/HQ1-P4-DBA	70	100	16	1.00	0.30	28	17.3	18.6	16000	0.36
B71915 C-2RZ/HQ1-P4-DBA	75	105	16	1.00	0.30	20	18.8	21.2	18000	0.39
B71915 AC-2RZ/HQ1-P4-DBA	75	105	16	1.00	0.30	29	17.6	20.0	15000	0.39
B71916 C-2RZ/HQ1-P4-DBA	80	110	16	1.00	0.30	21	21.0	23.9	17000	0.40
B71916 AC-2RZ/HQ1-P4-DBA	80	110	16	1.00	0.30	30	19.6	22.4	15000	0.40
B71917 C-2RZ/HQ1-P4-DBA	85	120	18	1.10	0.60	23	21.9	26.0	16000	0.58
B71917 AC-2RZ/HQ1-P4-DBA	85	120	18	1.10	0.60	33	20.4	24.5	13000	0.58
B71918 C-2RZ/HQ1-P4-DBA	90	125	18	1.10	0.60	23	23.6	28.5	15000	0.60
B71918 AC-2RZ/HQ1-P4-DBA	90	125	18	1.10	0.60	34	22.4	26.5	13000	0.60
B71919 C-2RZ/HQ1-P4-DBA	95	130	18	1.10	0.60	24	24.5	30.0	14000	0.62
B71919 AC-2RZ/HQ1-P4-DBA	95	130	18	1.10	0.60	35	22.8	28.0	12000	0.62
B71920 C-2RZ/HQ1-P4-DBA	100	140	20	1.10	0.60	26	29.0	36.0	13000	0.86
B71920 AC-2RZ/HQ1-P4-DBA	100	140	20	1.10	0.60	38	27.5	33.5	11000	0.86
B71921 C-2RZ/HQ1-P4-DBA	105	145	20	1.10	0.60	27	30.0	38.0	12000	0.89
B71921 AC-2RZ/HQ1-P4-DBA	105	145	20	1.10	0.60	39	28.0	35.5	11000	0.89
B71922 C-2RZ/HQ1-P4-DBA	110	150	20	1.10	0.60	27	34.5	43.8	12000	0.90
B71922 AC-2RZ/HQ1-P4-DBA	110	150	20	1.10	0.60	40	32.5	41.4	10000	0.90
B71924 C-2RZ/HQ1-P4-DBA	120	165	22	1.10	0.60	30	36.5	48.0	11000	1.28
B71924 AC-2RZ/HQ1-P4-DBA	120	165	22	1.10	0.60	44	34.0	45.0	9000	1.28
B71926 C-2RZ/HQ1-P4-DBA	130	180	24	1.50	0.60	33	41.1	55.9	9000	1.68
B71926 AC-2RZ/HQ1-P4-DBA	130	180	24	1.50	0.60	48	38.6	52.0	8000	1.68
B71928 C-2RZ/HQ1-P4-DBA	140	190	24	1.50	0.60	34	41.9	60.0	8000	1.79
B71928 AC-2RZ/HQ1-P4-DBA	140	190	24	1.50	0.60	50	39.4	55.6	7500	1.79
B71930 C-2RZ/HQ1-P4-DBA	150	210	28	2.00	1.00	38	47.5	71.1	7500	2.83
B71930 AC-2RZ/HQ1-P4-DBA	150	210	28	2.00	1.00	56	44.7	67.0	6700	2.83
B71932 C-2RZ/HQ1-P4-DBA	160	220	28	2.00	1.00	39	50.1	74.8	6700	2.98
B71932 AC-2RZ/HQ1-P4-DBA	160	220	28	2.00	1.00	58	47.1	70.5	6300	2.98



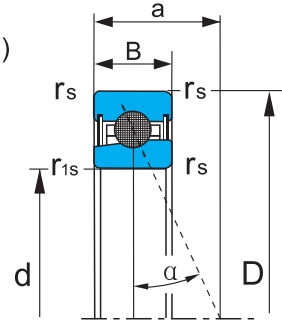
High-speed sealed angular contact ball bearings (ceramic balls)

B719 C-2RZ/HQ1

Contact angle $\alpha = 15^\circ$

B719 AC-2RZ/HQ1

Contact angle $\alpha = 25^\circ$



Bearing designations ZYS	Boundary dimensions						Load rating		Limiting speed	Weight
	d	D	B	r _{smin}	r _{1smin}	a	C _r	C _{or}	Greas	Kg ≈
	mm						≈	KN	r/min	
B71934 C-2RZ/HQ1-P4-DBA	170	230	28	2.00	1.00	41	57.7	86.8	6300	3.07
B71934 AC-2RZ/HQ1-P4-DBA	170	230	28	2.00	1.00	61	54.3	81.8	5600	3.07
B71936 C-2RZ/HQ1-P4-DBA	180	250	33	2.00	1.00	45	59.2	93.1	5600	4.77
B71936 AC-2RZ/HQ1-P4-DBA	180	250	33	2.00	1.00	67	55.7	87.7	5300	4.77
B71938 C-2RZ/HQ1-P4-DBA	190	260	33	2.00	1.00	47	75.0	116.1	5300	4.80
B71938 AC-2RZ/HQ1-P4-DBA	190	260	33	2.00	1.00	69	70.6	109.4	4800	4.80
B71940 C-2RZ/HQ1-P4-DBA	200	280	38	2.00	1.00	51	75.0	120.7	5000	7.02
B71940 AC-2RZ/HQ1-P4-DBA	200	280	38	2.00	1.00	75	70.5	113.7	4500	7.02
B71944 C-2RZ/HQ1-P4-DBA	220	300	38	2.00	1.00	54	84.6	139.6	4800	7.47
B71944 AC-2RZ/HQ1-P4-DBA	220	300	38	2.00	1.00	80	79.6	131.5	4300	7.47

