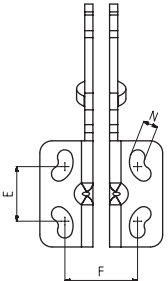
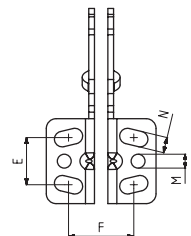
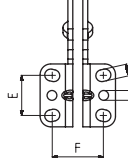
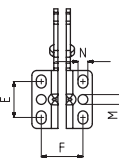
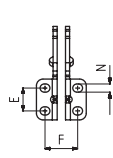
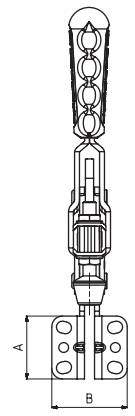
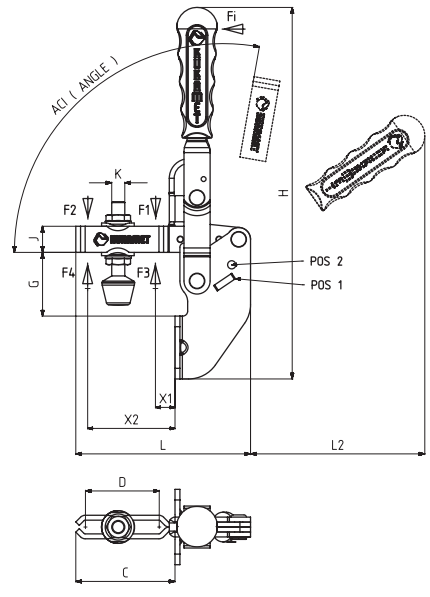


Vertical Toggle Clamps

MODEL NO	(STAINLESS)	(BLACK)	F1 (N)	F2 (N)	F3 (N)	F4 (N)	Fi		BASKI VIDASI (SQUEEZE SCREW)	(ANGLE) (± 5°)		(WEIGHT) (gr)
							(X1) VERİM (YIELD) (F1:Fi)	(X2) VERİM (YIELD) (F2:Fi)		POS1	POS2	
213-1	S 213 -	B 213 -	750	500	1000	680	12:1	8:1	M5X35	135°	105°	170
213-2	S 213 -	B 213 -	1200	700	1400	925	12:1	7,5:1	M6X40	135°	105°	265
213-3	S 213 -	B 213 -	2000	1400	2500	1560	11:1	8:1	M8X50	105°		470
213-4	S 213 -	B 213 -	3000	2000	3300	2200	11,5:1	8:1	M10X70	135°	105°	1050
213-5	S 213 -	B 213 -	4500	2500	5000	3000	12:1	7:1	M12X80	135°	105°	1760

F1 - F2 : BASKI KUVVETİ (EXERTING FORCE), F3 - F4 : TUTMA KAPASİTESİ (HOLDING CAPACITY), Fi : UYGULAMA KUVVETİ (APPLIED FORCE)

213-L



Body Mounting Base Side Ward


MODEL NO : 213-1

MODEL NO : 213-2

MODEL NO : 213-3

MODEL NO : 213-4

MODEL NO : 213-5



MODEL NO	A	B	C	D	E	F	G	H	J	K	L	L2	M	N	X1	X2
213-1	25	30,5	38	26	14	19 - 21	22,5	150	10	M5	70	75		5 x 6	12	28
213-2	35,5	37	58	42	20 - 24	25,5	25,5	175	13	M6	94	85	Ø 6	6 x 8	15	45
213-3	38,5	46	61	42	24 - 25	29 - 33	39	228	16	M 8	107	110	Ø 6	7 x 9	19	46
213-4	52	67	91	67	27 - 30,5	32 - 47,5	48	292	20	M10	152	160	Ø 8,5	9,5 x 17,5	24	72
213-5	65	75,5	118,5	88	24,5 - 45	44,5 - 52	59	328	25	M12	195	165		9 x 19,5	30	95



تلفن : (021) 33913364 - 33951660

فکس : (021) 33985603