

Hand Control HT

HT is mainly designed for medical and homecare applications. It is compatible to many different Moteck control boxes. The arc shape design makes it easy to hold. There are optional 3 way switch lock or safety pin lock available.



Feature

- Main applications: Medical, homecare
- Max. motor number to control: 4
- Available number of buttons: 2, 4, 6, 8 or 10
- IP Protection level: IPX4
- Button material: ABS
- Housing appearance & color: Textured light gray (RAL 7035)
- Panel color: Cool gray 10C
- LED indicator
- With hook for easy placement
- Cable length: Total 880mm long with 420mm spiral

Option

- 2 or 3 way switch lock and key
- Safety pin lock
- IPX5 Protection level
- Customized panel

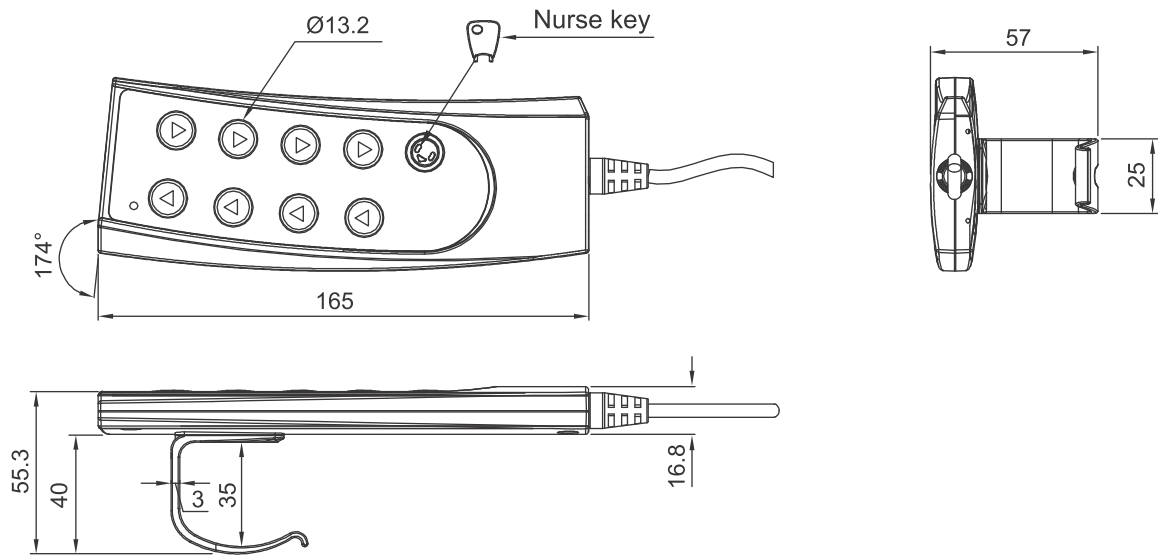


Compatibility

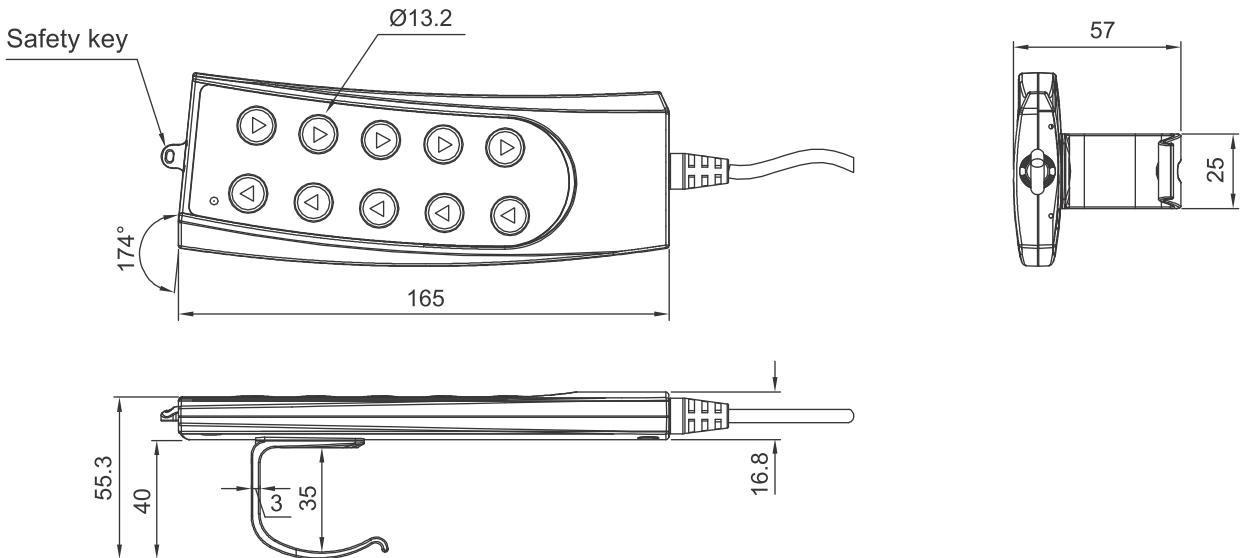
Product	Compatible models	Control category	Compatible requirement
Control box	CB2P, CB4P, MD6C, MD7C, MD80M	P1	Motek V-type or H-type DIN plug
	CBP2, CBP3	P2	Motek V-type or H-type DIN plug

Dimensions

With nurse lock




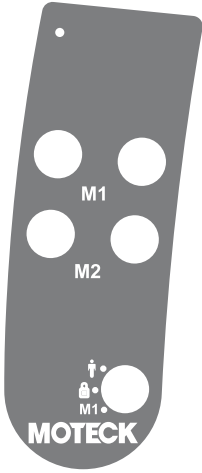
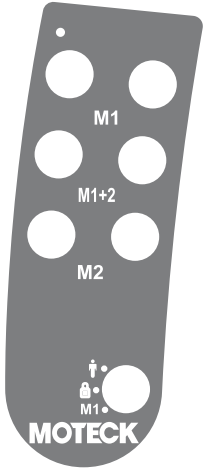
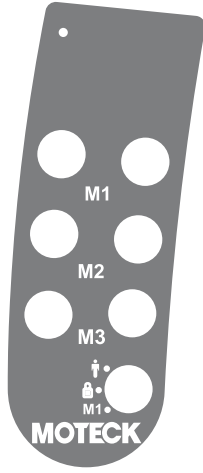
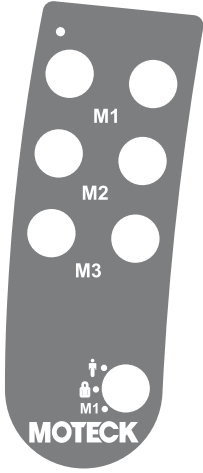
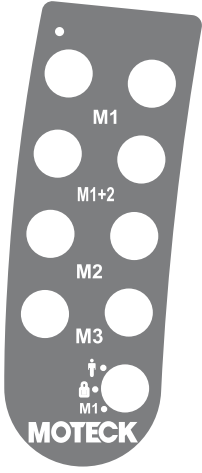
With safety lock



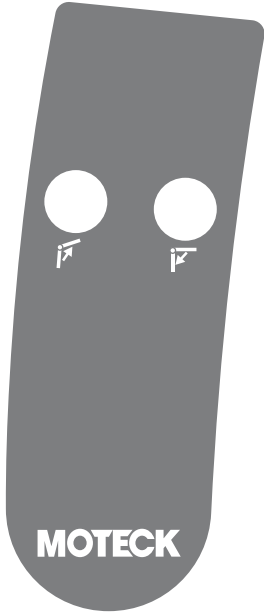
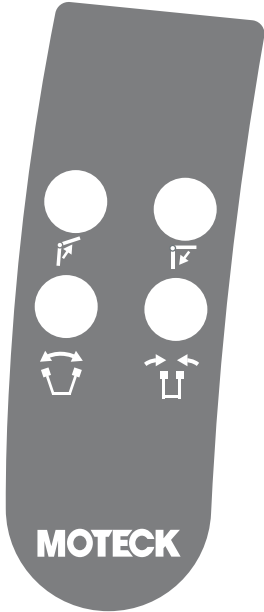

Standard Panel Artwork

Code	A		B		C		D	
Feature	1 drive (Standard)		2 drives (Standard)		2 drives (Joint movement)		3 drives (Standard)	
Button definition ⁽¹⁾					1+	1-		
	1+	1-	1+	1-	1+2+	1-2-	1+	1-
			2+	2-	2+	2-	2+	2-
							3+	3-
		NL		NL		NL		NL
Control category	P1		P1		P1		P1	
Artwork								
Code	E		F		G			
Feature	3 drives (Standard)		3 drives (Joint movement)		4 drives (Joint movement)			
Button definition ⁽¹⁾	1+	1-	1+	1-	1+	1-		
	2+	2-	1+2+	1-2-	1+2+	1-2-		
	3+	3-	2+	2-	2+	2-		
			3+	3-	3+4+	3-4-		
		NL		NL	3+4-	3-4+		
Control category	P1		P1		P1			
Artwork								



Code	H		I		J		K	
Feature	1 drive (Standard)		2 drives (Standard)		2 drives (Joint movement)		3 drives (Standard)	
Button definition ⁽¹⁾	1+	1-	1+	1-	1+ 2+	1- 2-	1+	1-
			2+	2-	2+	2-	2+	2-
							3+	3-
		NL		NL		NL		NL
Control category	P1		P1		P1		P1	
Artwork								
Code	L		M					
Feature	3 drives (Standard)		3 drives (Joint movement)					
Button definition ⁽¹⁾	1+	1-	1+	1-				
	2+	2-	1+ 2+	1- 2-				
	3+	3-	2+	2-				
			3+	3-				
		NL		NL				
Control category	P1		P1					
Artwork								



Code	N ⁽²⁾		O ⁽²⁾		P	
Feature	1 drive (Without LED indicator)		2 drives (Without LED indicator)		2 drives (Joint movement)	
Button definition ⁽¹⁾	1+	1-	1+	1-	1+2+	1-2-
			2-	2+		
						NL
Control category	P2		P2		P2	
Artwork						

Remark:

(1) Button Definition:

“1” “2” “3” “4” represent number of actuator controlled.

“+” means actuator extends.

“-” means actuator retracts.

“NL” means nurse lock.

(2) Code “N” & “O” is dedicated to patient-lift and without indicator window on front panel.

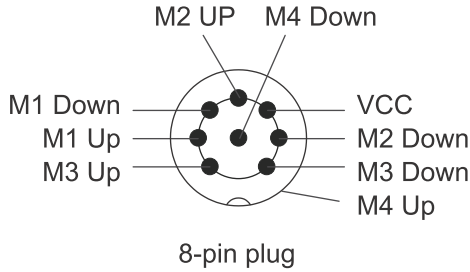
(3) When releasing the button, actuator stops and LED indicator turns off immediately.



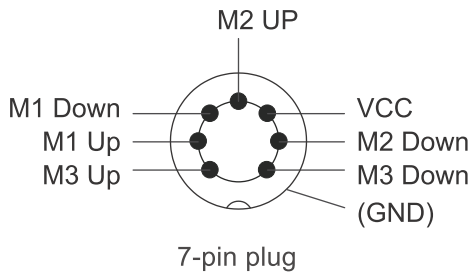
Cable Plug

Motek H-type or V-type DIN plug

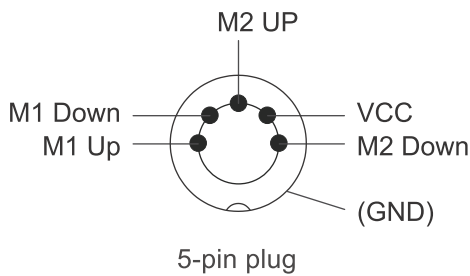
- 4 drives model



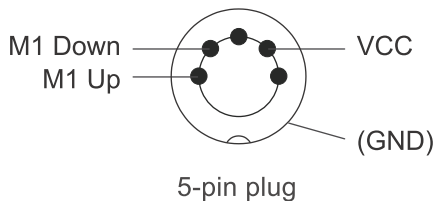
- 3 drives model



- 2 drives model



- 1 drive model



Ordering Key

HT - 04 - 2 - 00 - NL3 - 0 B 0 H	
Button	02: 2 buttons 04: 4 buttons 06: 6 buttons 08: 8 buttons 10: 10 buttons
Number of motor	1: 1 motor 2: 2 motors 3: 3 motors 4: 4 motors
Function	00: Standard 01: Joint movement 02: Synchronous movement
Option	00: None SK: Safety pin lock NL2: 2 ways switch lock NL3: 3 ways switch lock X5: IPX5
Housing color	0: Light gray RAL 7035 (standard)
Panel artwork code	A~P: (Refer to Standard Panel Artwork)
Cable length	0: 880mm in length with 420mm spiral
Connector type	V: V-type housing with 90° waterproof DIN plug H: H-type housing with 180° waterproof DIN plug

