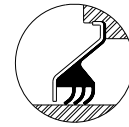


UKFC 2

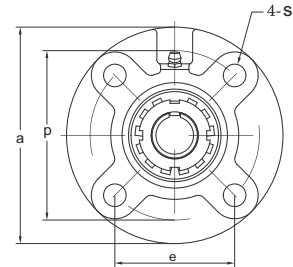
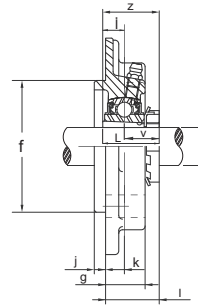
Flange Cartridge Units(with adapter mounted)
(normal-duty)



SR type seal



TRL type seal



unit No.	Shaft Dia	Dimensions (mm)														Bolt Used (mm)	Bearing No.	Housing No.	Adapter Used	Weight kg.
	d (mm)	a	p	e	i	l	s	j	k	g	f	z	L	v						
UKFC 205	20	115	90	63.6	10	27	12	6	7	21	70	28.7	31	19.5	10	UK 205	FC 205	HE 305 H 305	0.99	
UKFC 206	25	125	100	70.7	10	31	12	8	8	23	80	29.7	34	21	10	UK 206	FC 206	HS 306 HA 306 H 306 HE 306	1.3	
UKFC 207	30	135	110	77.8	11	34	14	8	9	26	90	33.2	36	22.5	12	UK 207	FC 207	HS 307 H 307 HA 307	1.7	
UKFC 208	35	145	120	84.8	11	36	14	10	9	26	100	34.7	39	24.5	12	UK 208	FC 208	HE 308 HS 308 H 308	2.0	
UKFC 209	40	160	132	93.3	10	38	16	12	14	26	105	35.2	41	26	14	UK 209	FC 209	HA 309 HE 309 H 309 HS 309	2.7	
UKFC 210	45	165	138	97.6	10	40	16	12	14	28	110	36.7	43	27.5	14	UK 210	FC 210	HA 310 HE 310 H 310	3.0	
UKFC 211	50	185	150	106.1	13	43	19	12	15	31	125	40.7	45	28.5	16	UK 211	FC 211	HS 311 HA 311 H 311 HE 311	4.3	
UKFC 212	55	195	160	113.1	17	48	19	12	15	36	135	46.0	49	31	16	UK 212	FC 212	HS 312 H 312	4.9	
UKFC 213	60	205	170	120.2	16	50	19	14	15	36	145	47.5	52	33	16	UK 213	FC 213	HA 313 HE 313 H 313 HS 313	5.5	
UKFC 215	65	220	184	130.1	18	56	19	16	18	40	160	52.5	56	35.5	16	UK 215	FC 215	HA 315 HE 315 H 315	7.4	
UKFC 216	70	240	200	141.4	18	58	23	16	18	42	170	55.8	61	39	20	UK 216	FC 216	HA 316 HE 316 H 316	9.0	
UKFC 217	75	250	208	147.1	18	63	23	18	20	45	180	57.8	64	41	20	UK 217	FC 217	HA 317 H 317 HE 317	10.4	
UKFC 218	80	265	220	155.5	22	68	23	18	20	50	190	63.8	66	42	20	UK 218	FC 218	H 318	13.3	

