









» General information

Item	Value
Material	CPS-Amid(PA6+GF), RoHs
Noise range	40dB(DIN EN 61672-1)
Speed	3m/s
Acceleration	10m/s ²
Temperature	-30°C ~ +130°C
Special production	ESD, UV
Certificate	CE, ATEX(Ex)

» Calculation table

Item	Value
Length of Cable Chain	$L = \frac{1}{2} \times LS + LP$
Bending Radius	
The biggest Cable inserted	Multiply 8~10 and the biggest cable
The biggest Hydraulic Hose inserted	Multiply 15~20 and the biggest hose

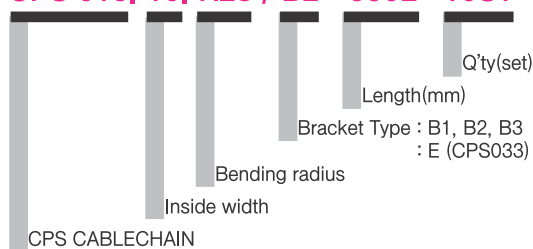
» Dimension table

CPS Cable Chain MINI Type	Pitch	Bending Radius(R)	Weight kg/m	Speed m/sec	Temperature °C	Size				Frame type	Section - composition
						A	B	C	D		
CPS 015	15	18, 28, 38	0,100	3	-30 ~ +130	12,6	13	6	10		
			0,106			16,6		10			
			0,111			21,6		15			
			0,115			26,6		20			
			0,245			24		15			
CPS 020	20	28, 38, 48	0,260	3	-30 ~ +130	29	20	20	14,5		
			0,285			39		30			
			0,310			49		40			
			0,380			29		15			
			0,400			39		25			
CPS 030	30	38, 48, 75, 100	0,420	3	-30 ~ +130	49	26	35	19		
			0,440			64		50			
			0,550			45		27			
			0,590			55		37			
			0,610			65		47			
CPS 033	33	35, 45, 75, 100, 120	0,680	3	-30 ~ +130	85	31	67	23		
			0,700			95		77			
			0,610			65		47			
			0,680			85		67			
			0,700			95		77			

(Dimensions in mm)

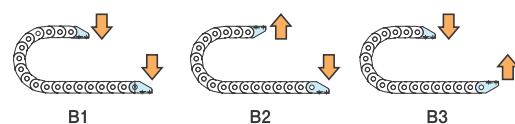
» Ordering

CPS 015, 10, R28 / B2 - 550L : 10ST

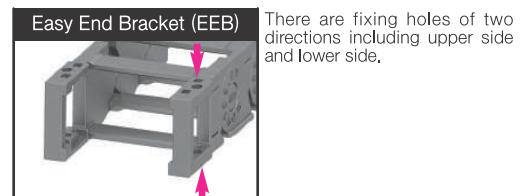


» Bracket type


- CPS015, CPS020, CPS030



- CPS033



» Application of CPS mini Chain





▲ Factory lines,




▲ Machine tools,




CPS 015



Vertical with curve above



Vertical with curve below



Horizontal application mounted on its side

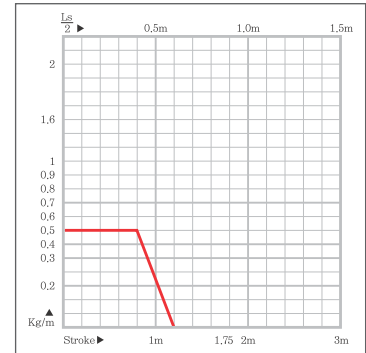
» Calculation of the chain length

$$\left[L = \frac{L_s}{2} + L_p \right]$$

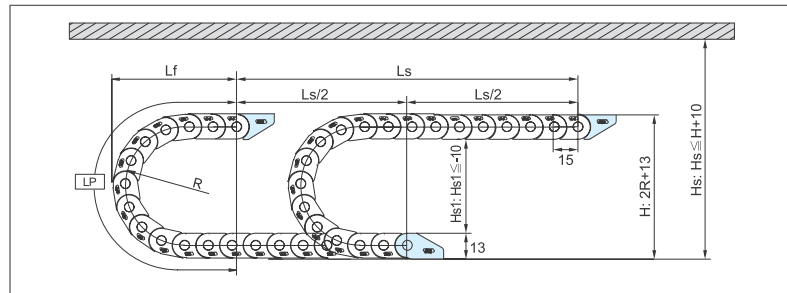
» Other installation length

Vertical curve above = max 0,8m
Vertical curve below = max 3,0m
Side Mounted, Unsupported = max 0,2m

» Load diagrams self-supporting length



» Layout of the chain



Bending Radius (R)	Lp Loop Length	Lf Loop Projection	H Moving Height
18	117	55	49
28	148	65	69
38	180	75	89

(Dimensions in mm)

» Chain radius, Weight

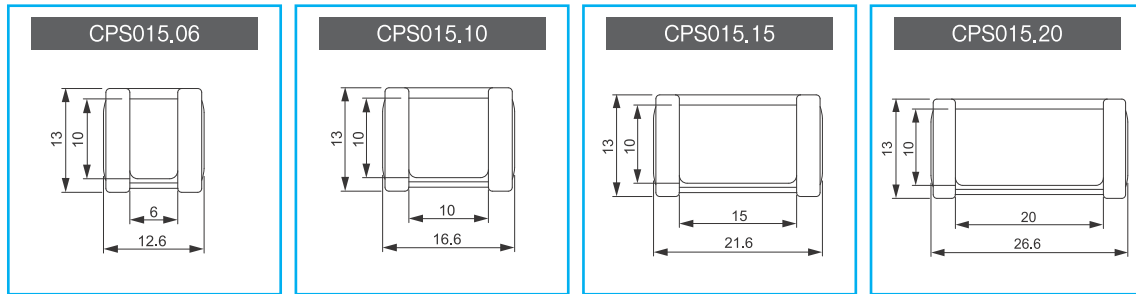
Chain Type	Bending Radius (R)	Weight kg/m
CPS 015,06	18, 28, 38	0,100
CPS 015,10		0,106
CPS 015,15		0,111
CPS 015,20		0,115

(Dimensions in mm)



» Chain cross section

(Dimensions in mm)



» End bracket (Tie wrap type)

(Dimensions in mm)

