

MACHINE SAFETY WINDOWS

Machine safety windows are restraining protective devices on machining centres. They prevent tools, machined parts and broken particles from being ejected out of the machine's working space and protects people from injuries. Industrial accident statistics show that workers are still the frequent victims of flying objects ejected by machine tools.

Viewing panes in machining centres, ideally combined with a spin window system, provide a good view for the operator and transparency of the manufacturing process. Viewing panes within the trajectory path of parts must exhibit adequate strength. According to the latest empirical tests polycarbonate is the material best suited for safety glass owing to its high energy absorption.

Application	Protection against
Turning	<ul style="list-style-type: none"> ■ broken chuck components ■ broken tools ■ machine parts
Milling	<ul style="list-style-type: none"> ■ hot chips ■ broken tools ■ loose machine parts
Grinding	<ul style="list-style-type: none"> ■ Pieces of broken grinding disks

Application areas of safety windows

The restraining capacity of a polycarbonate pane of 8 mm thickness is about the same as of a 3 mm St 12.03 steel sheet.

A disadvantage of polycarbonate is its sensitivity to scratching and it will be damaged by the impact of hot chips and sparks. Furthermore it has low resistance to the effects of coolants, grease and oil and will embrittle as a result. This can reduce the restraining capacity significantly within just a few years.


The safety glass provided by HEMA is encapsulated and sealed for permanent and efficient protection against these external influences.

Any safety glass showing damage from external mechanical impact, for example cracks, deep scratches or deterioration resulting from exposure to chemicals, must be replaced since its protection function is not guaranteed to its full extend anymore.

The restraining capacity of safety glass depends not only on the thickness of the polycarbonate but also on the sheet metal design of its enclosure. Clamp and adhesive bondings are suitable for the mounting as well as adequate frame solutions.

The joints should be well covered to prevent the screen from being pushed through the frame when impacted by parts.

All dimensions in mm if not marked otherwise. Errors and omissions excepted.



Machine safety window, standard design

Machine safety window »HEMA Window«

The »HEMA Window« machine safety windows are permanently and effectively protected by their encapsulation and sealing against external influencing factors. On the operator side the »HEMA Windows« are coated standardly scratch-resistant. The glass panes to the interior of the machine can optionally be equipped with a scratch resistant Perlucor overlay or with a rotating window.

The machine safety windows and spin window systems were designed in accordance to the standards for tooling machines, DIN EN 23125 for lathes, DIN EN ISO 16089 for stationary grinding machines and DIN EN 12417 for machining centers.



Machine safety window with stainless steel frame, including mounted VISIPORT® with »Golden Eye« spin disk



IMPACT TEST

Safety glass is a restraining protective device on machining centres. As part of tests on their restraining ability a range of HEMA polycarbonate panes with and without integrated VISIPOINT® mounting plate were tested at the IWF of TU Berlin. .




Fixing of pane

For the impact test according to DIN EN 23125, resistance class C3, for example, panes with 10 mm tempered safety glass and 15 mm polycarbonate were tested with and without supporting mountig plate for VISIPOINT®.

Testing


Polycarbonate panes are fixed within a frame and impacted with a 2.5 kg projectile.

The speed of the projectile is adjusted at the cannon's pressure, the speed is measured with a double laser light barrier.



Fixed polycarbonate pane after impact test

Test No	Test objekt	Projectil speed v [m/s]	Projectil energy E [Nm]	Result note
Test 1	4e	80	8,000	passed
Test 2	4b	80	8,000	passed
Test 3	4c	80	8,000	passed
Test 4	4f	80	8,000	passed



Ident of polycarbonate pane after impact test



Panorama view of test laboratory at the IWF of TU Berlin. In the foreground acceleration pipe with projectile (eniarged).

Quelle: IWF



MACHINE SAFETY WINDOWS

Material/ classification	A1	A2	A3	B1	B2	B3	C1	C2	C3
Mass of projectile in kg	0.625	0.625	0.625	1.25	1.25	1.25	2.50	2.50	2.50
Kinetic energy in joule	320	781	2,000	1,562	2,480	4,000	3,124	4,960	8,000
PC 6 mm	■			■					
PC 8 mm	■	■		■	■		■		
PC 10 mm	■	■	■	■	■		■	■	
PC 12 mm	■	■	■	■	■	■	■	■	
PC 15 mm	■	■	■	■	■	■	■	■	■
PC 19 mm laminated	■	■	■	■	■	■	■	■	■

Impact tests according to DIN EN 23125 at test pattern 500x500 mm

■ Available combination (without guarantee)

max. diameter of clamping jaw Ø (mm)	circumferential speed (m/S)	Projectil dimension D x a (mm x mm)	Projectil mass m (kg)	Impact speed v (m/s)	Impact energy (Nm) up to	Safety classification*	Minimum thickness of PC (mm)
bis 130	25	30 x 19	0,625	32	320	A1	6
	40			50	781	A2	6
	63			80	2,000	A3	8
130 bis 250	40	40 x 25	1,250	50	1,562	B1	6
	50			63	2,480	B2	8
	63			80	4,000	B3	12
über 250	40	50 x 30	2,500	50	3,124	C1	8
	50			63	4,960	C2	10
	63			80	8,000	C3	15

*A1 to C3 = Classification according DIN EN 23125; PK 1 to 5 = classification according to VDW

Parameter for calculation of safety classification and thickness of polycarbonate panes for turning centres according DIN EN 23125

Influencing factors	to be considered in the calculation
Diameter of rotation	■ maximum outer diameter of the clamping jaw at the machine
Rotational speed of the spindle	■ maximum speed of the machine according to the manufacturer
Mass of clamping jaw	■ mass of one clamping jaw (classification according to proposed standard)

All dimensions in mm if not marked otherwise. Errors and omissions excepted.



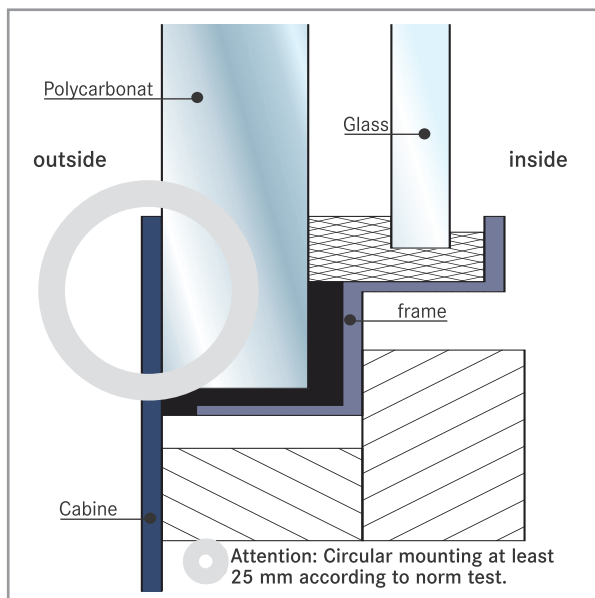
MACHINE SAFETY WINDOWS

Calculation of safety classification and required polycarbonate thickness for milling machines DIN EN 12417

Influencing factors	bei der Berechnung zu berücksichtigen
Diameter of rotation	■ maximum outer diameter of the cutting tool unit at the machine concerned
Rotation speed of spindle	■ maximum speed of the machine according to the manufacturer
Mass of cutting tool	■ mass of cutting tool, defined for 100 g according to proposed standard

Required Data for calculation of impact energy and impact speed

Projectil mass m (kg)	Impact speed vt (m/s), up to	Impact energy (Nm), bis zu	Mindestdicke Polycarbonat (mm)
0,100	85	361	4
0,100	100	500	6
0,100	120	720	8
0,100	145	1.063	10
0,100	150	1.125	12
0,100	170	1.445	15
0,100	>170	>1.445	19



Design of safety glass window

Polycarbonate panes only with safety foil

When exposed these polycarbonate panes may lose their safety restraining properties partly or completely after only a few months of use.

This was impressively demonstrated by tests at the BIA Institute. Systematic research showed that polycarbonate panes splashed with coolant possess a retaining potential of only 60% after nine months of exposure.

According to our definition safety glass may be considered exposed as long as it is not completely encapsulated by an additional glass layer or a special foil. This encapsulation and sealing can be verified only by specialised companies.

In spite of the lower safety classification requirements of milling/drilling machine manufacturers and polycarbonate pane thicknesses less than 6 mm customers still use these panes.

Although the pane thickness corresponds to the machine's safety classification these panes are unprotected, i.e. not encapsulated or sealed.

Polycarbonate panes for machines should be protected against chemical attacks if they are to provide reliable protection over the long term.

A special focus of attention is the safety risks posed by safety windows that has found testimony over recent years.

The replacement of unprotected polycarbonate panes is recommended by VDMA (association of German machine and plant manufacturers) after only two years of use.

The safety glass fulfils the applicable recommendations of VDMA for an assured A1 to C3 safety classification. It is non-aging and resistant to oil, coolants, and heavy impacts.



MACHINE SAFETY WINDOWS

The increasing imports of machining centres from low-cost-countries always mean a safety risk, and the legal requirements are not always being met by these products.

Safe operation can be achieved though when these low cost machines are retrofitted in accordance with the required European safety standards.

Recommendation for replacement of panes

According to the recommendations of the German Berufsgenossenschaft BIA (Accident Prevention & Insurance Association), the Werkzeugmaschinenverband VDW, and the IWF/TU Berlin, Fachgebiet Werkzeugmaschinen und Fertigungstechnik, we recommend that protective panes are replaced after 5 years of use.

All buyers of new or second-hand machine tools must be informed of polycarbonate deterioration (e.g. in the manual). It is also recommended to mark the installation date of the polycarbonate pane on the pane itself. Replacing and servicing protection panes must observe all of the instructions from the manufacturer.

We recommend replacing the pane immediately when there is:

- deformation and/or cracks from impacts
- damage to the sealing
- infiltration of cooling fluid
- damage or destruction to the protection pane (or the scratch-resistant protection film) on the operator or machine side

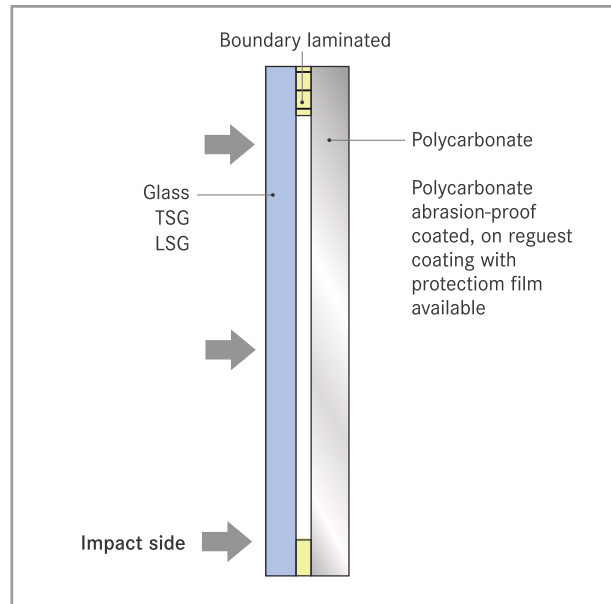
HEMA safety windows

- Only certified quality panes of polycarbonate are used with an efficient surface coating providing protection against chemicals, abrasion and scratching, film on option
- Polycarbonate panes from renowned manufactures
- Polycarbonate panes can be provided with any of the usual thicknesses. The basic versions range from 5 to 15 mm in thickness.
- PC panes are protected on the machine side by an additional single or multiple layer safety glass pane.
- The design may consist of polycarbonate with abrasion-proof coating and glass depending on customer requirements.
- Splinter proof laminated glass with a low risk of injury and for shorter cleaning and machine downtimes.
- The edges of the panes are completely sealed and resistant to coolants. In addition they can be fitted with stainless steel frame for optimal mounting.
- The panes and their components are tested by the IWF institute in Berlin according to DIN EN 23125, restraint categories A1 to C3, and to safety standards CEN/TC 143/WG3

- The customer receives a 5-year warranty on the encapsulated and sealed safety pane (according to our warranty conditions).
- The integration of modern spin window solutions such as VISIPORT® is possible without any safety risk or additional mounting work.

Design of machine safety windows

»HEMA WINDOW« machine safety windows are suitable for most applications. They can be produced with optional graduation, protection films, steel frames. Also the integration of LED lighting is possible.



Design of machine safety window

The thickness of polycarbonate and the design of the multi-layer machine safety window is based on the individual requirements and safety classifications.

The HEMA charge number system assures traceability and convenient ordering.



Label inside window

All dimensions in mm if not marked otherwise. Errors and omissions excepted.



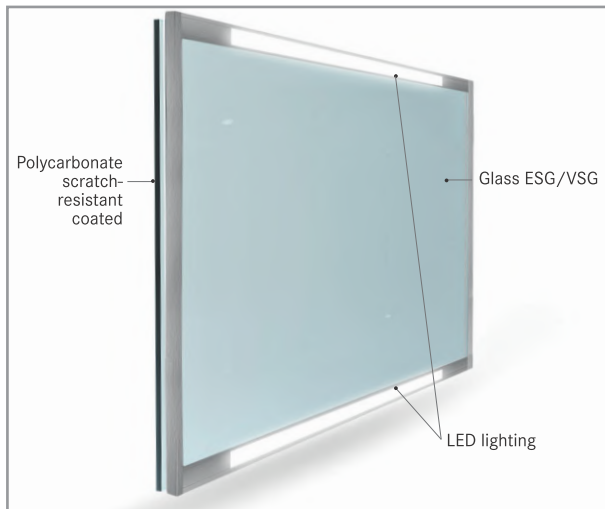
تلفن : (021) 33913364 - 33951660

فکس : (021) 33985603

MACHINE SAFETY WINDOW WITH INTEGRATED LIGHTING

Machine safety windows permit safe viewing of machining operations inside the machine tool. Most often there is a need for additional lighting.

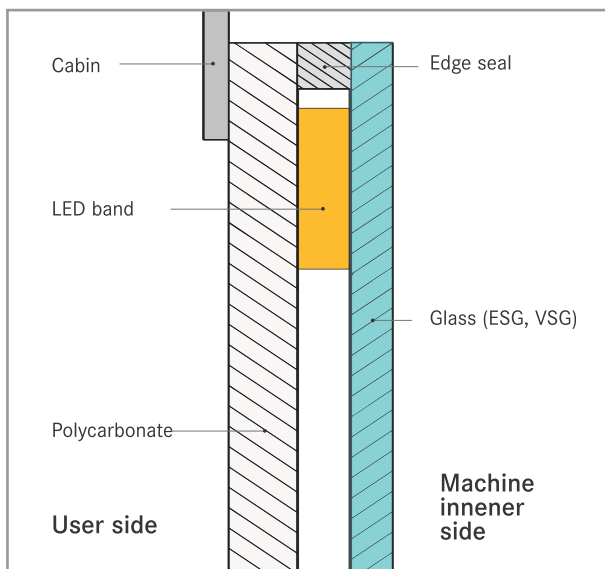
Depending on available space and position, conventional lights can become dulled by accumulation of swarf and contamination by coolant.



Layout of the safety window with integrated lighting

The optimum solution combines a clear view into the machine with suitable lighting. This solution is available in the form of illuminated HEMA Windows - the integration of LED technology in a machine safety window.

These illuminated safety windows combine the advantages of two established systems in one compact solution.



Layout of the safety window with integrated lighting



Machine safety window with LED lighting, length 2 m

The variable position of the LED lighting rails - vertical or horizontal - enables a flexible fitting to requirements of the machine interior. Problems of swarf and coolant contamination of internally mounted lamps will be eliminated. The well proven perimeter seal design ensures the LED's and internal surfaces are protected from ingress of contamination and moisture.

The advantages of HEMA windows with integrated lighting:

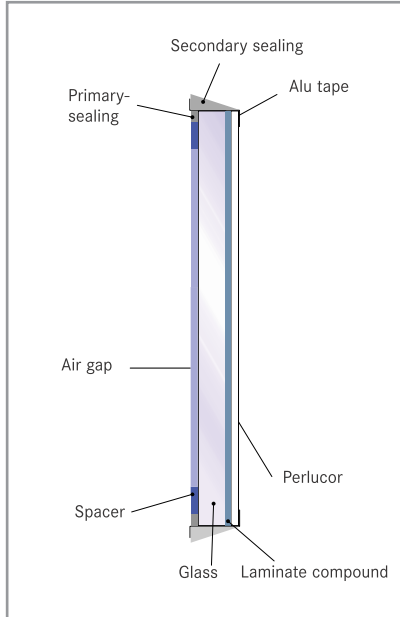
- Compact system solution
- Flexible illumination of the machine interior
- Tried and tested LED technology
- Elimination of lamp contamination
- Power supply from the mains or the machine
- Retrofit option on machines

Types	
Power supply	24VDC ± 3VDC
Operating voltage	5 W, 10 W, 15 W, 20 W, 30 W, 40 W
Lens	ca. 120°
Light temperature	5700 K
Connection	M12, PUR cable lead 3 m

Due to the complex plug-in system the LED modules can be reused when the machine window is damaged. Our service will be happy to advise you.



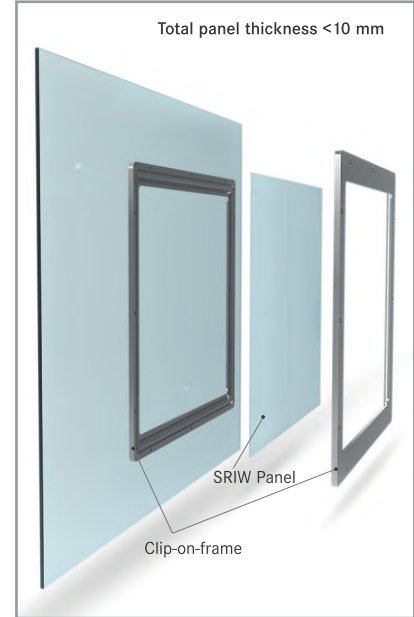
SRIW PANEL WITH PERLUCOR



Cross section SRIW Panel (scratch resistance inside window)



Direct mounting of SRIW Panel on machine safety window



Direct mounting of SRIW Panel by clip-on-frame

Safety windows

Safety windows are restraining protective devices on machining centres. They prevent tools, machined parts and broken particles from being ejected out of the machine's working space and protects people from injuries.

With a constant mechanical load, such as in grinding applications, the surface of the safety window will be damaged and blinded.

HEMA Window with SRIW Panel

HEMA has designed a perfect solution for abrasive applications - the SRIW Panel.

The SRIW Panel is equipped with PERLUCOR Covering and perfectly protects against mechanical loads. Being extremely flat with an overall height of only 3.5 mm, it can also be mounted onto machine doors.

The SRIW Panel can either be applied directly to the safety window or mounted alternatively via a clip-on-frame.

Mechanical durability

An outstanding attribute of PERLUCOR is the extreme hardness as well as the high bending strength which is three to four times higher as for traditional glass systems.

With these characteristics PERLUCOR is perfectly suitable for the use in abrasive wear conditions. An example is the inspection window in a blasting cubical: whereas standard glass panes tend to become completely clouded after only few blasting cycles, caused by whirledup blasting media (garnet or corundum), PERLUCOR allows keeping a clear view - even after many hours of operation.

Chemical resistance

PERLUCOR does not attack acids or alkalis and can also be used at high concentrations.

PERLUCOR from CeramTec enables visual monitoring and observation even under the most extreme conditions.



Comparison of glass pane without/with PERLUCOR after sandblasting



Safety Window sandblasted with SRIW Panel

